



# Mission Complete™ Blood Gas and Electrolyte Linearity

## Data Record and Linearity Graph Worksheet

Date: \_\_\_\_\_

Operator: \_\_\_\_\_

Instrument: \_\_\_\_\_

Instrument ID: \_\_\_\_\_

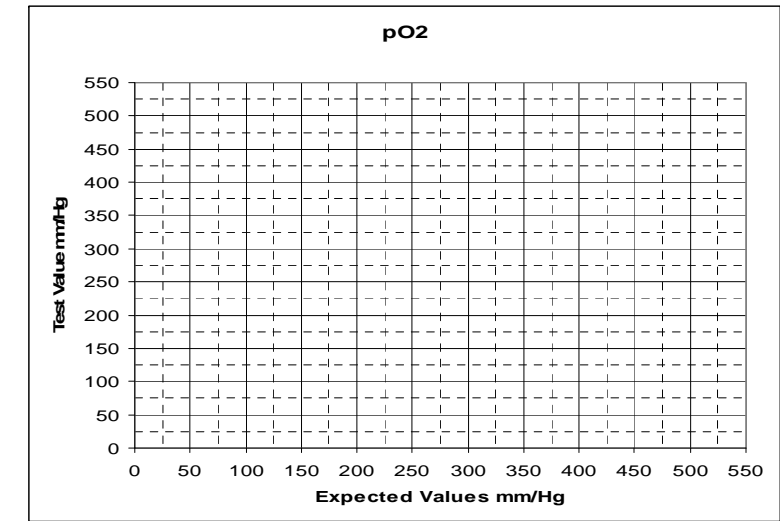
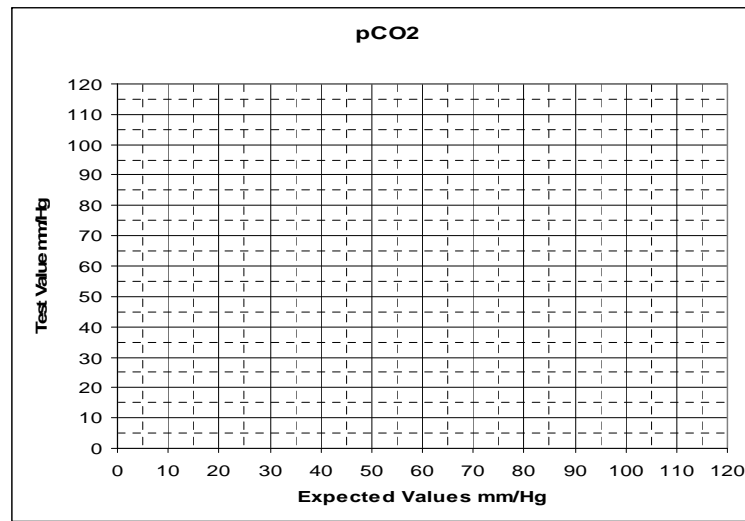
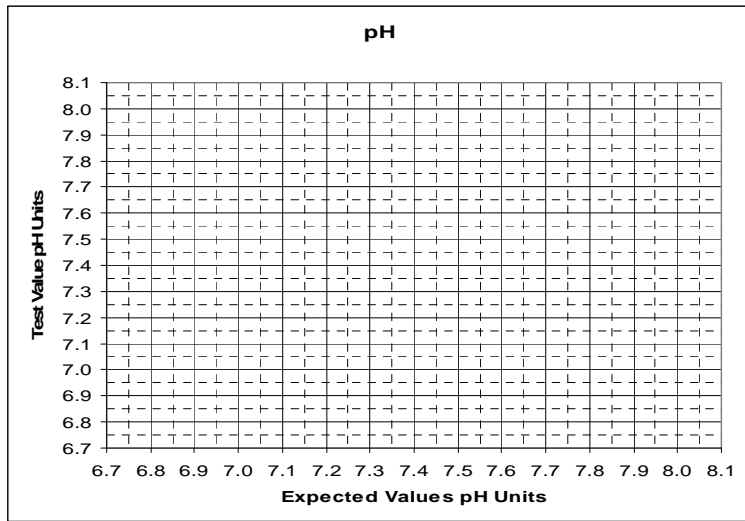
MLC 1-5 Lot#: \_\_\_\_\_

Expiration: \_\_\_\_\_

pH	Level 1	Level 2	Level 3	Level 4	Level 5
Test 1	_____	_____	_____	_____	_____
Test 2	_____	_____	_____	_____	_____
Test 3	_____	_____	_____	_____	_____
Test Mean	_____	_____	_____	_____	_____
Range	_____	_____	_____	_____	_____
Ok?	Y or N	Y or N	Y or N	Y or N	Y or N

pCO <sup>2</sup>	Level 1	Level 2	Level 3	Level 4	Level 5
Test 1	_____	_____	_____	_____	_____
Test 2	_____	_____	_____	_____	_____
Test 3	_____	_____	_____	_____	_____
Test Mean	_____	_____	_____	_____	_____
Range	_____	_____	_____	_____	_____
Ok?	Y or N	Y or N	Y or N	Y or N	Y or N

pO <sup>2</sup>	Level 1	Level 2	Level 3	Level 4	Level 5
Test 1	_____	_____	_____	_____	_____
Test 2	_____	_____	_____	_____	_____
Test 3	_____	_____	_____	_____	_____
Test Mean	_____	_____	_____	_____	_____
Range	_____	_____	_____	_____	_____
Ok?	Y or N	Y or N	Y or N	Y or N	Y or N



Comments:

Comments:

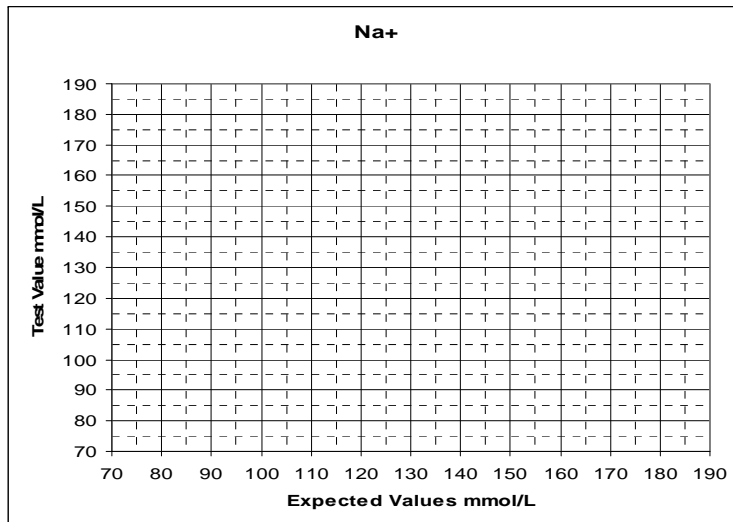
Comments:

### Data Record and Linearity Graph Worksheet

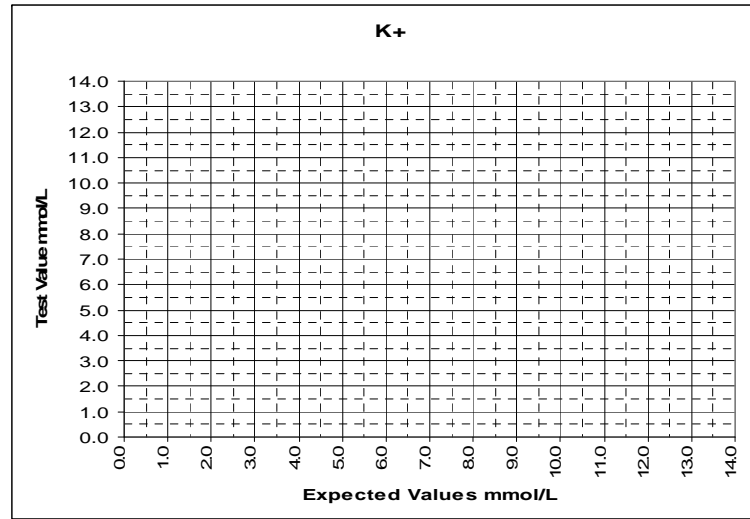
Na <sup>+</sup>	Level 1	Level 2	Level 3	Level 4	Level 5
Test 1	_____	_____	_____	_____	_____
Test 2	_____	_____	_____	_____	_____
Test 3	_____	_____	_____	_____	_____
Test Mean	_____	_____	_____	_____	_____
Range	_____	_____	_____	_____	_____
Ok?	Y or N	Y or N	Y or N	Y or N	Y or N

K <sup>+</sup>	Level 1	Level 2	Level 3	Level 4	Level 5
Test 1	_____	_____	_____	_____	_____
Test 2	_____	_____	_____	_____	_____
Test 3	_____	_____	_____	_____	_____
Test Mean	_____	_____	_____	_____	_____
Range	_____	_____	_____	_____	_____
Ok?	Y or N	Y or N	Y or N	Y or N	Y or N

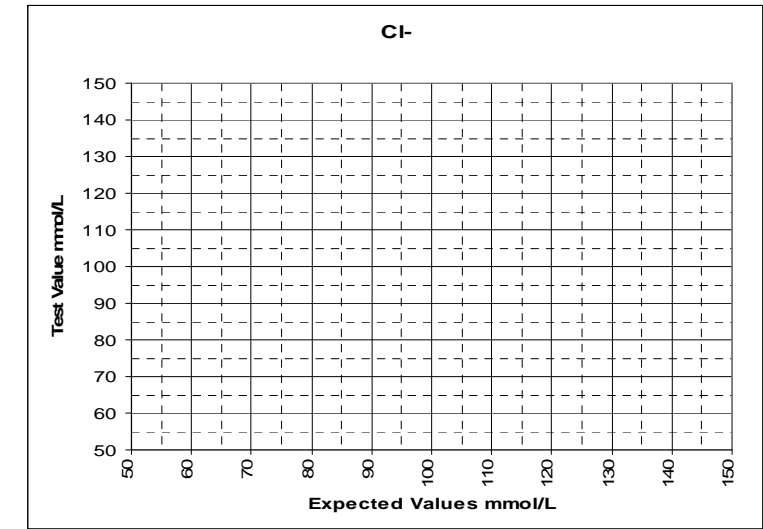
Cl <sup>-</sup>	Level 1	Level 2	Level 3	Level 4	Level 5
Test 1	_____	_____	_____	_____	_____
Test 2	_____	_____	_____	_____	_____
Test 3	_____	_____	_____	_____	_____
Test Mean	_____	_____	_____	_____	_____
Range	_____	_____	_____	_____	_____
Ok?	Y or N	Y or N	Y or N	Y or N	Y or N



Comments:



Comments:



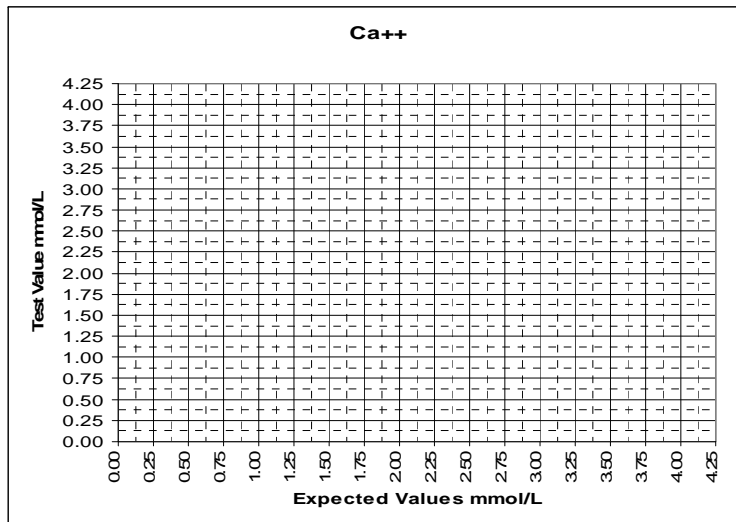
Comments:

### Data Record and Linearity Graph Worksheet

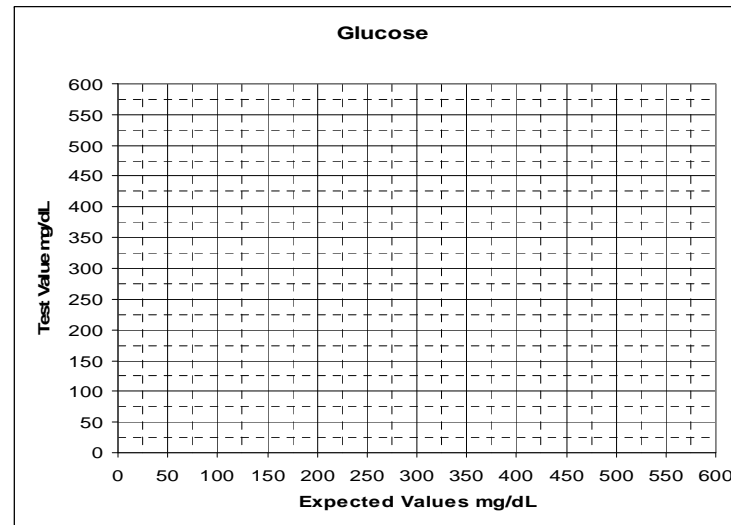
Ca <sup>++</sup>	Level 1	Level 2	Level 3	Level 4	Level 5
Test 1	_____	_____	_____	_____	_____
Test 2	_____	_____	_____	_____	_____
Test 3	_____	_____	_____	_____	_____
Test Mean	_____	_____	_____	_____	_____
Range	_____	_____	_____	_____	_____
Ok?	Y or N	Y or N	Y or N	Y or N	Y or N

Glucose	Level 1	Level 2	Level 3	Level 4	Level 5
Test 1	_____	_____	_____	_____	_____
Test 2	_____	_____	_____	_____	_____
Test 3	_____	_____	_____	_____	_____
Test Mean	_____	_____	_____	_____	_____
Range	_____	_____	_____	_____	_____
Ok?	Y or N	Y or N	Y or N	Y or N	Y or N

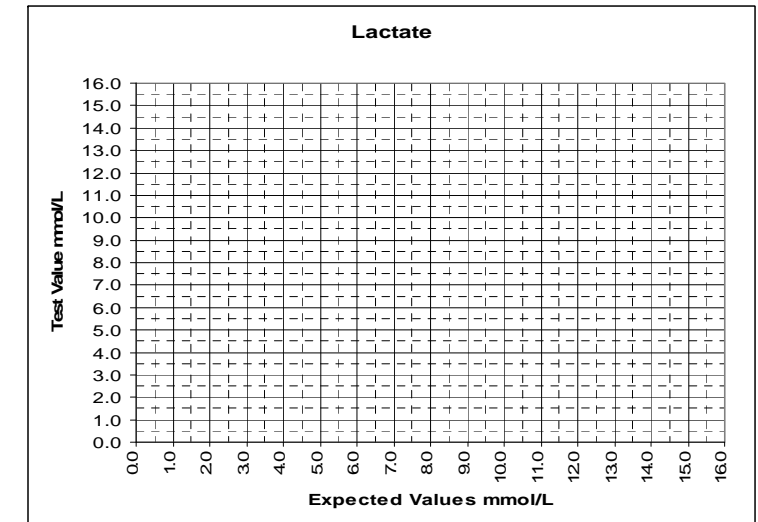
Lactate	Level 1	Level 2	Level 3	Level 4	Level 5
Test 1	_____	_____	_____	_____	_____
Test 2	_____	_____	_____	_____	_____
Test 3	_____	_____	_____	_____	_____
Test Mean	_____	_____	_____	_____	_____
Range	_____	_____	_____	_____	_____
Ok?	Y or N	Y or N	Y or N	Y or N	Y or N



Comments:



Comments:



Comments: